

॥ पढमं णाणं तओ दया ॥

Shri Tilok Jain Dnyan Prasarak Mandal's

SHRI ANAND COLLEGE


Pathardi, Tal. Pathardi, Dist. Ahmednagar - 414 102

Ph. (02428) 222736,

email : anand.shristjvp@gmail.com Web: <http://shrianandcollege.com>




Student Satisfaction Survey: 2023-24




❖ Survey of Student Satisfaction: -

- ❖ One of the requirements set by the National Assessment and Accreditation Council (NAAC) in Bangalore is the Student Satisfaction Survey (SSS).
- ❖ It is additionally a prerequisite for the institution's assessment and accreditation. Beginning in 2019, NAAC will be conducting a Student Satisfaction Survey, the results of which will be incorporated into the accrediting procedure.
- ❖ The institution's survey uses twenty competency-based questions related to Teaching, Learning, and Evaluation that were assigned by the NAAC. The 30.00 percent of students are randomly assigned these questions, and their answers are included in this survey.
- ❖ This survey is helpful in raising the standard of educational and infrastructure facilities.
- ❖ In December 2023, we used the College website technology to implement the SSS online.



Questionary for the Students Satisfaction survey.

1. How much of the syllabus was covered in the class?
2. How well did the teachers prepare for the classes?
3. How well were the teachers able to communicate?
4. The teachers approach to teaching can best be described as
5. Fairness of the internal evaluation process by the teachers
6. Was your performance in assignments discussed with you?
7. The institute takes active interest in promoting internship, student exchange, field visit opportunities for students
8. The teaching and mentoring process in your institution facilitates you in cognitive, social, and emotional growth
9. The institution provides multiple opportunities to learn and grow
10. Teachers inform you about your expected competencies, course outcomes and Programme outcomes
11. Your mentor does a necessary follow-up with an assigned task to you
12. The teachers illustrate the concepts through examples and applications
13. The teachers identify your strengths and encourage you with providing right level of challenges
14. Teachers are able to identify your weaknesses and help you to overcome them
15. The institution makes effort to engage students in the monitoring, review, and continuous quality improvement of the teaching learning process
16. The institute/ teachers use student centric methods, such as experiential learning, participative learning, and problem solving methodologies for enhancing learning experiences



17. Teachers encourage you to participate in extracurricular activities
18. Efforts are made by the institute/ teachers to inculcate soft skills, life skills and employability skills to make you ready for the world of work
19. What percentage of teachers use ICT tools such as LCD projector, Multimedia, etc. while teaching
20. The overall quality of teaching-learning process in your institute is very good

Total Number of responses collected = 316

Q.No	Strongly Agree	Agree	Not Sure	Disagree	Strongly Disagree
Que.1	178	110	20	4	4
Que. 2	206	92	10	4	4
Que.3	208	94	8	4	2
Que.4	190	96	16	8	6
Que.5	186	108	14	2	6
Que.6	174	120	8	10	4
Que.7	190	114	2	6	4
Que.8	198	86	18	10	4
Que.9	184	106	10	10	6
Que.10	210	98	4	0	4
Que.11	200	94	8	10	4
Que.12	196	108	2	4	6
Que.13	192	114	4	0	6
Que.14	158	134	16	6	2
Que.15	176	120	16	2	2
Que.16	192	96	18	2	8
Que.17	170	104	26	8	8
Que.18	154	140	12	6	4
Que.19	186	108	14	2	6
Que.20	204	88	16	6	2



Total Number of responses collected = 316

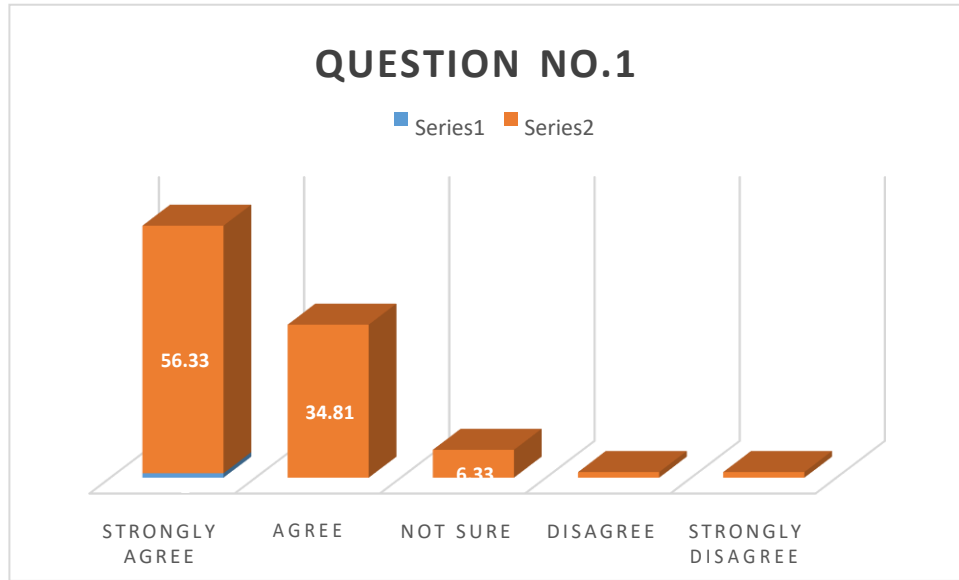
Responses in %

Q. No	Strongly Agree	Agree	Not Sure	Disagree	Strongly Disagree
Question 1	56.33	34.81	6.33	1.27	1.27
Question 2	65.19	29.11	3.16	1.27	1.27
Question 3	65.82	29.75	2.53	1.27	0.63
Question 4	60.13	30.38	5.06	2.53	1.9
Question 5	58.86	34.18	4.43	0.63	1.9
Question 6	55.06	37.97	2.53	3.16	1.27
Question 7	60.13	36.08	0.63	1.9	1.27
Question 8	62.66	27.22	5.7	3.16	1.27
Question 9	58.23	33.54	3.16	3.16	1.9
Question 10	66.46	31.01	1.27	0	1.27
Question 11	63.29	29.75	2.53	3.16	1.27
Question 12	62.03	34.18	0.63	1.27	1.9
Question 13	60.76	36.08	1.27	0	1.9
Question 14	50	42.41	5.06	1.9	0.63
Question 15	55.7	37.97	5.06	0.63	0.63
Question 16	60.76	30.38	5.7	0.63	2.53
Question 17	53.8	32.91	8.23	2.53	2.53
Question 18	48.73	44.3	3.8	1.9	1.27
Question 19	48.73	44.3	3.8	1.9	1.27
Question 20	64.56	27.85	5.06	1.9	0.63



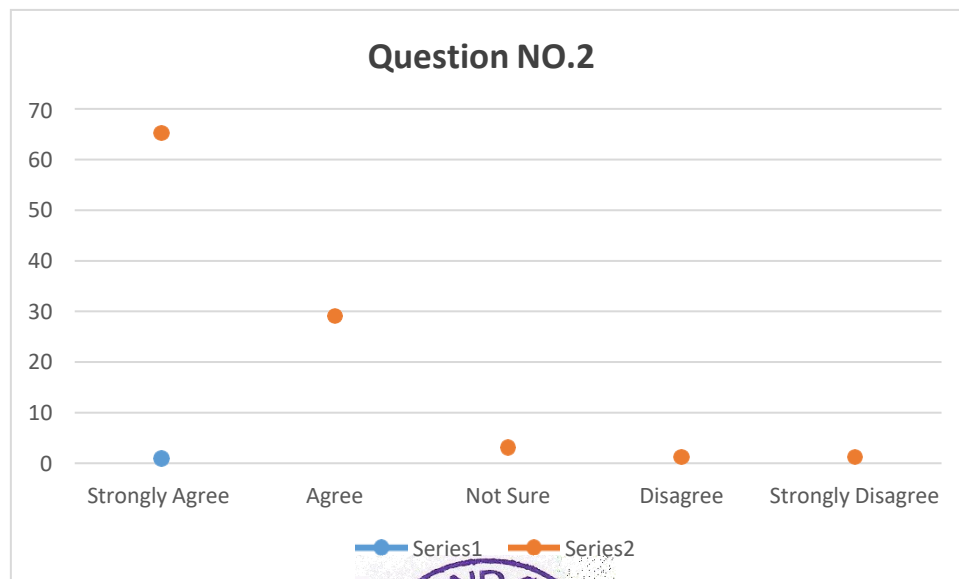
Que1. How much of the syllabus was covered in the class?

Responses	Strongly Agree	Agree	Not Sure	Disagree	Strongly Disagree
Percentage	56.33	34.81	6.33	1.27	1.27



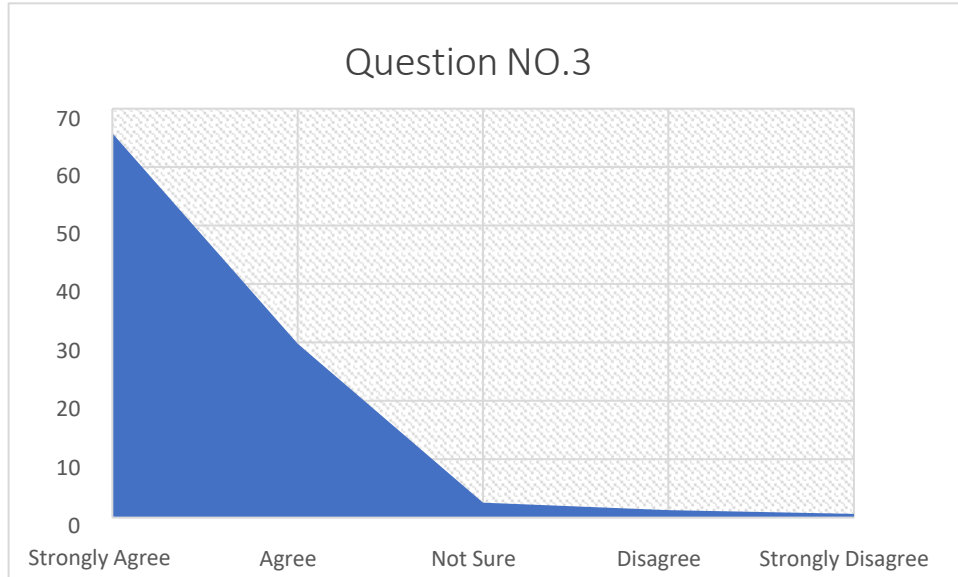
1. **Que.2. How well did the teachers prepare for the classes?**

Responses	Strongly Agree	Agree	Not Sure	Disagree	Strongly Disagree
Percentage	65.19	29.11	3.16	1.27	1.27




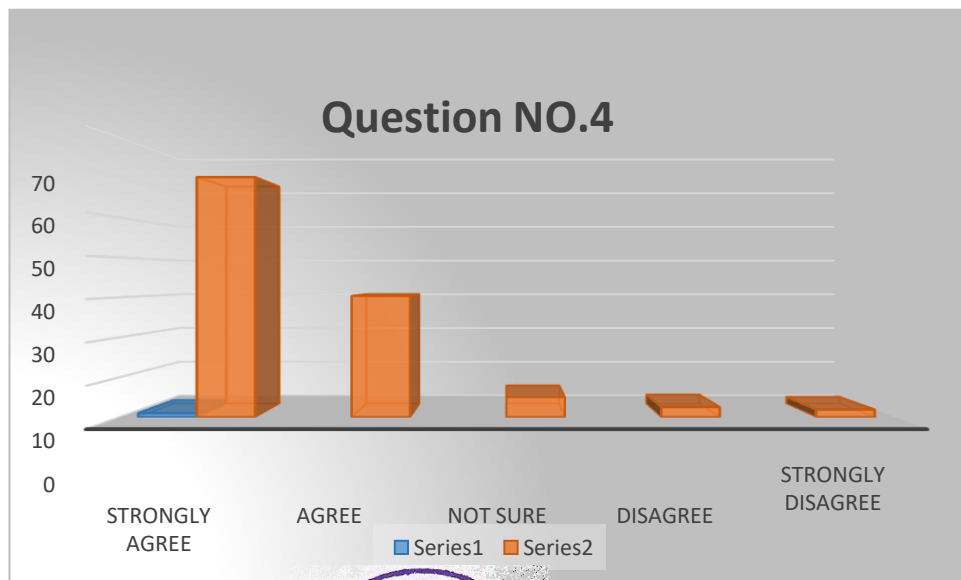
Que.3- How well were the teachers able to communicate?

Responses	Strongly Agree	Agree	Not Sure	Disagree	Strongly Disagree
Percentage	65.82	29.75	2.53	1.27	0.63



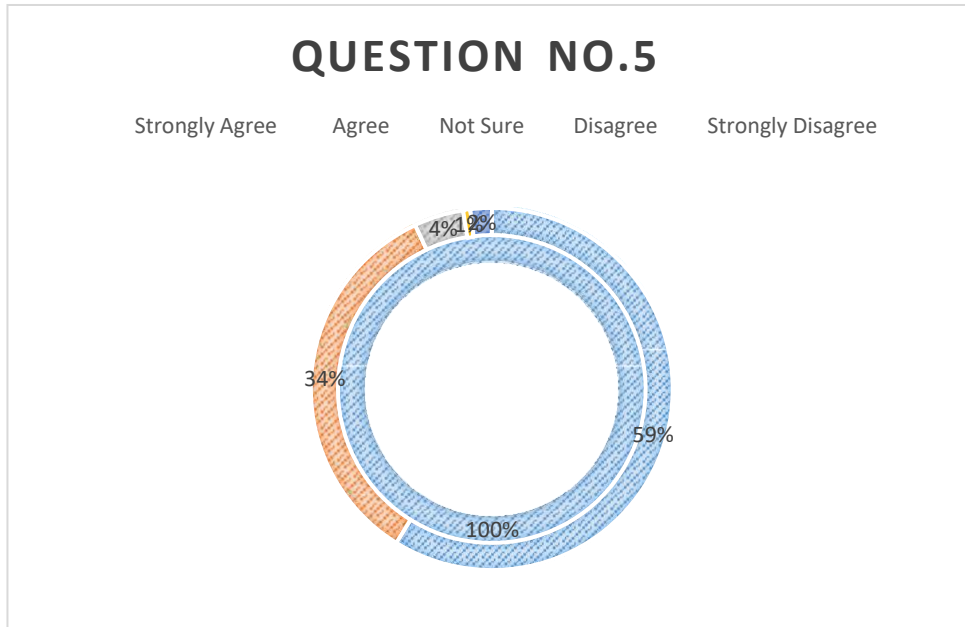
Que.4- The teachers approach to teaching can best be described as

	Strongly Agree	Agree	Not Sure	Disagree	Strongly Disagree
Percentage	60.13	30.38	5.06	2.53	1.9



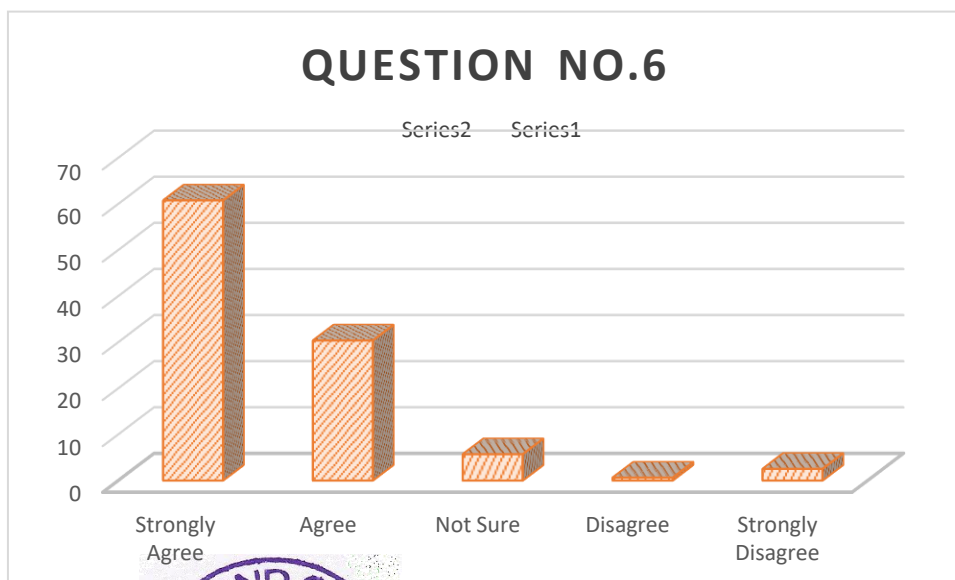
Que.5-Fairness of the internal evaluation process by the teachers

	Strongly Agree	Agree	Not Sure	Disagree	Strongly Disagree
Percentage	58.86	34.18	4.43	0.63	1.9



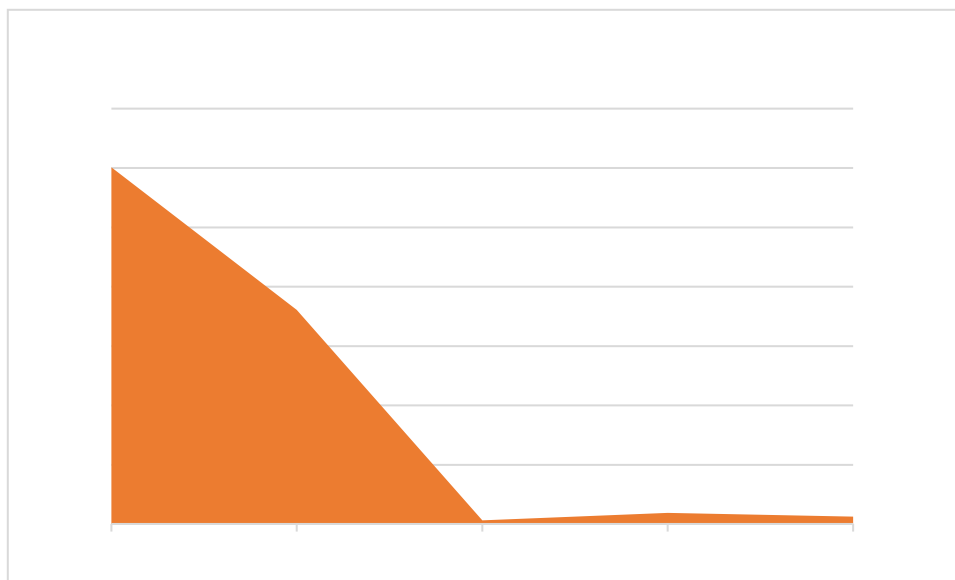
Que.6-Was your performance in assignments discussed with you?

	Strongly Agree	Agree	Not Sure	Disagree	Strongly Disagree
Percentage	55.06	37.97	2.53	3.16	1.27




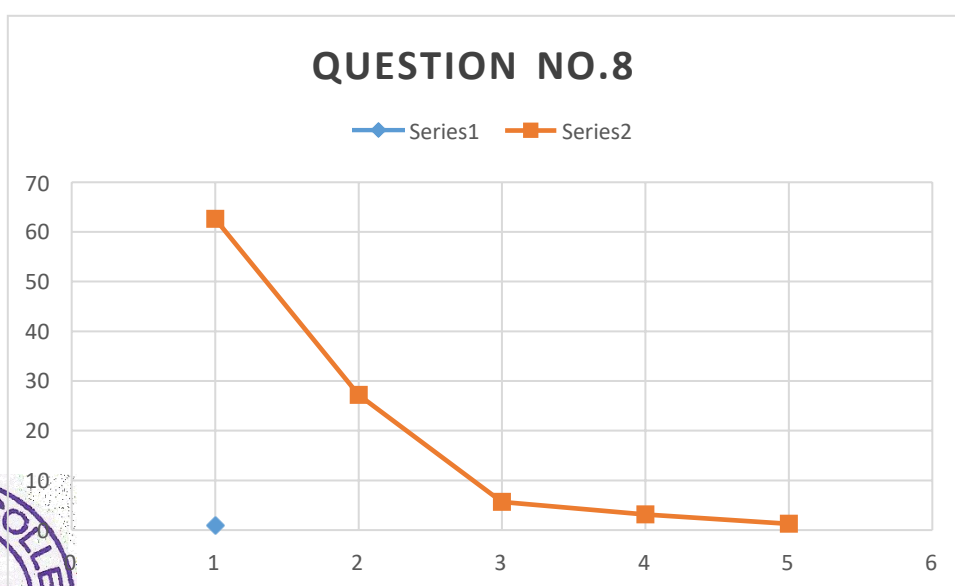
Que.7-The institute takes active interest in promoting internship, student exchange, field visit opportunities for students

Responses	Strongly Agree	Agree	Not Sure	Disagree	Strongly Disagree
Percentage	60.13	36.08	0.63	1.9	1.27



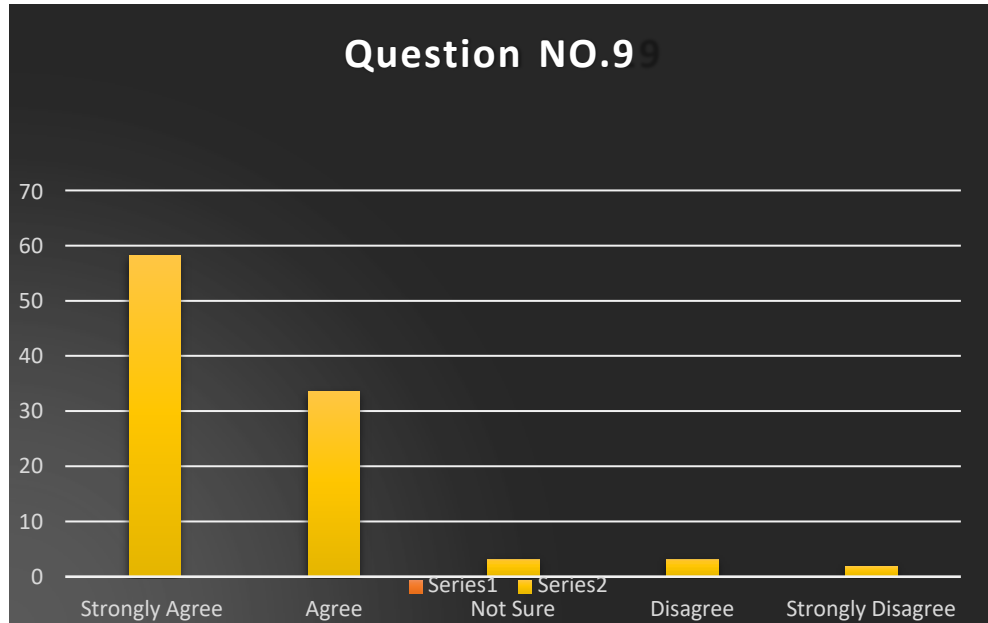
Que.8-The teaching and mentoring process in your institution facilitates you in cognitive, social and emotional growth

Responses	Strongly Agree	Agree	Not Sure	Disagree	Strongly Disagree
Percentage	62.66	27.22	5.7	3.16	1.27



Que.9-The institution provides multiple opportunities to learn and grow


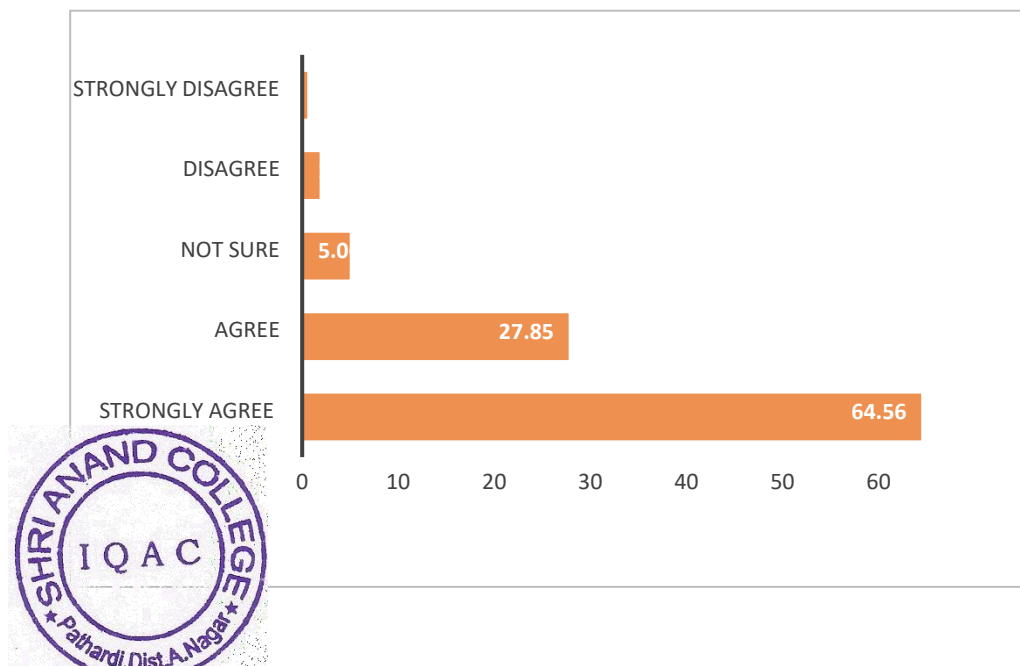
Responses	Strongly Agree	Agree	Not Sure	Disagree	Strongly Disagree
Percentage	58.23	33.54	3.16	3.16	1.9



Que.10-Teachers inform you about your expected competencies, course outcomes and programme outcomes

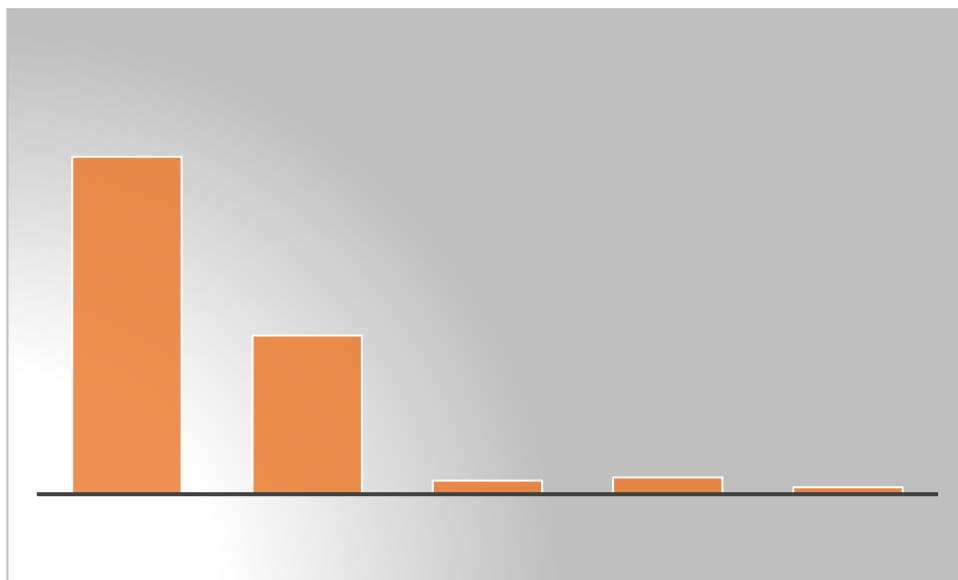
Responses	Strongly Agree	Agree	Not Sure	Disagree	Strongly Disagree
Percentage	66.46	31.01	1.27	0	1.27

Question NO.10



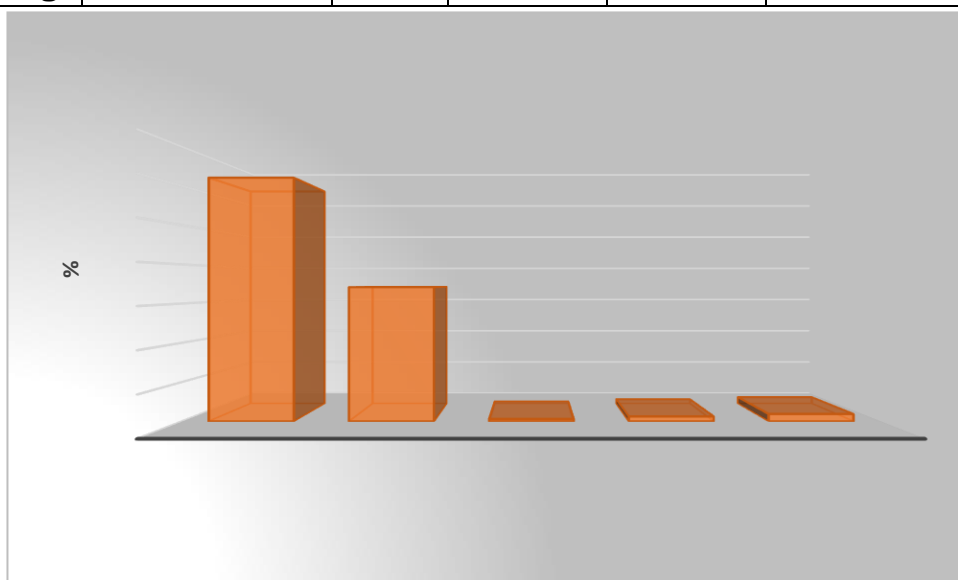
Que.11.- Your mentor does a necessary follow-up with an assigned task to you

Response	Strongly Agree	Agree	Not Sure	Disagree	Strongly Disagree
Percentage	63.29	29.75	2.53	3.16	1.27



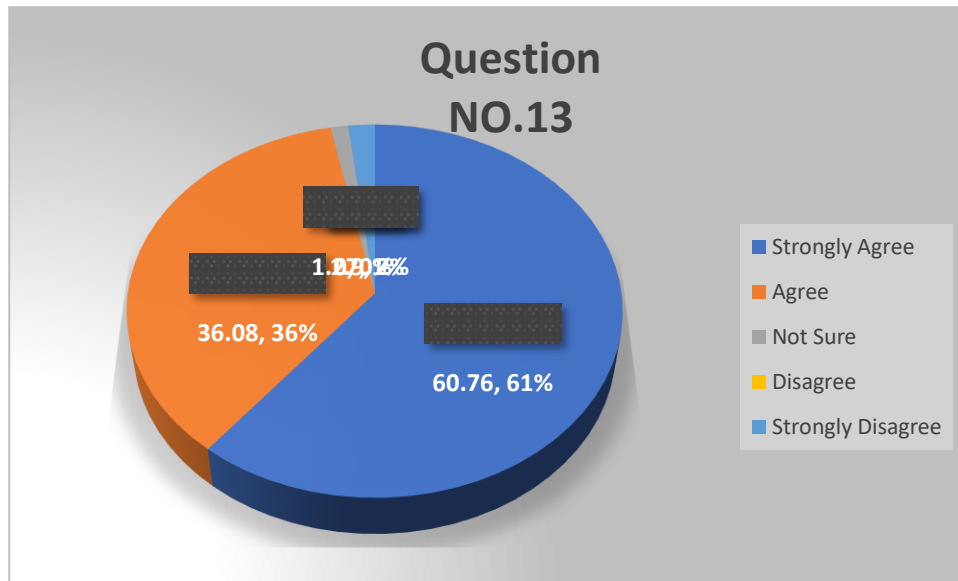
Que.12- The teachers illustrate the concepts through examples and applications?

Response	Strongly Agree	Agree	Not Sure	Disagree	Strongly Disagree
Percentage	62.03	34.18	0.63	1.27	1.9




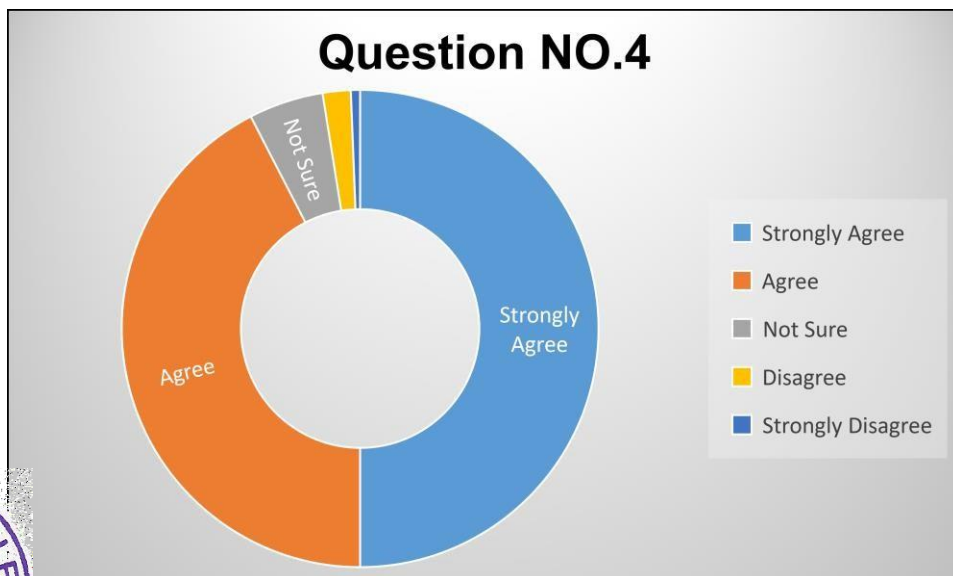
1. Que.13- The teachers identify your strengths and encourage you with providing right level of challenges

Response percentage	Strongly Agree	Agree	Not Sure	Disagree	Strongly Disagree
	60.76	36.08	1.27	0	1.9



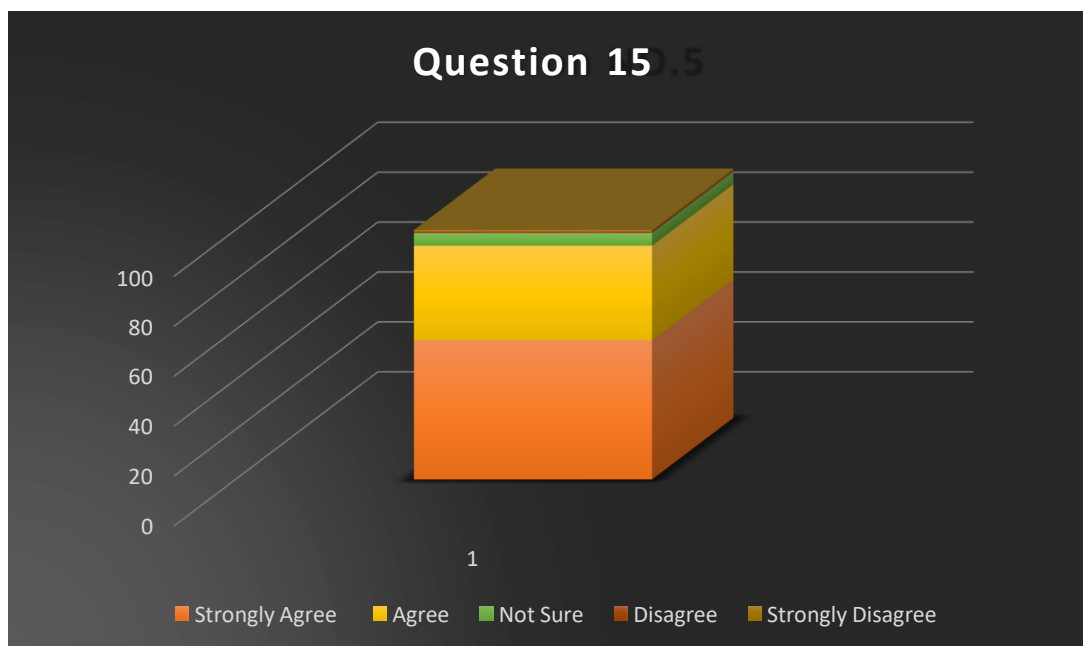
Que.14- Teachers are able to identify your weaknesses and help you to overcome them

Response percentage	Strongly Agree	Agree	Not Sure	Disagree	Strongly Disagree
	50	42.41	5.06	1.9	0.63




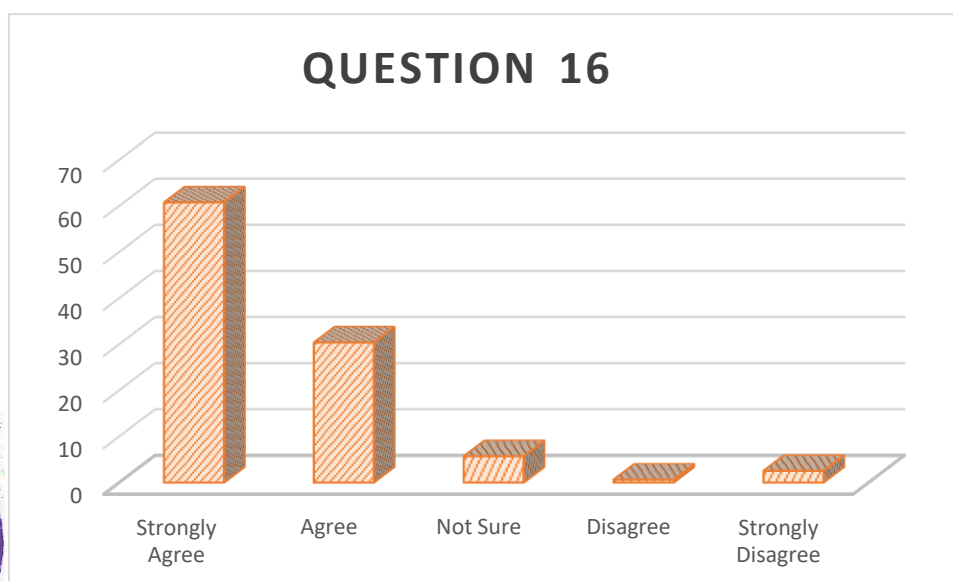
1. Que.15-The institution makes effort to engage students in the monitoring, review, and continuous quality improvement of the teaching learning process

Responses	Strongly Agree	Agree	Not Sure	Disagree	Strongly Disagree
Percentage	55.7	37.97	5.06	0.63	0.63



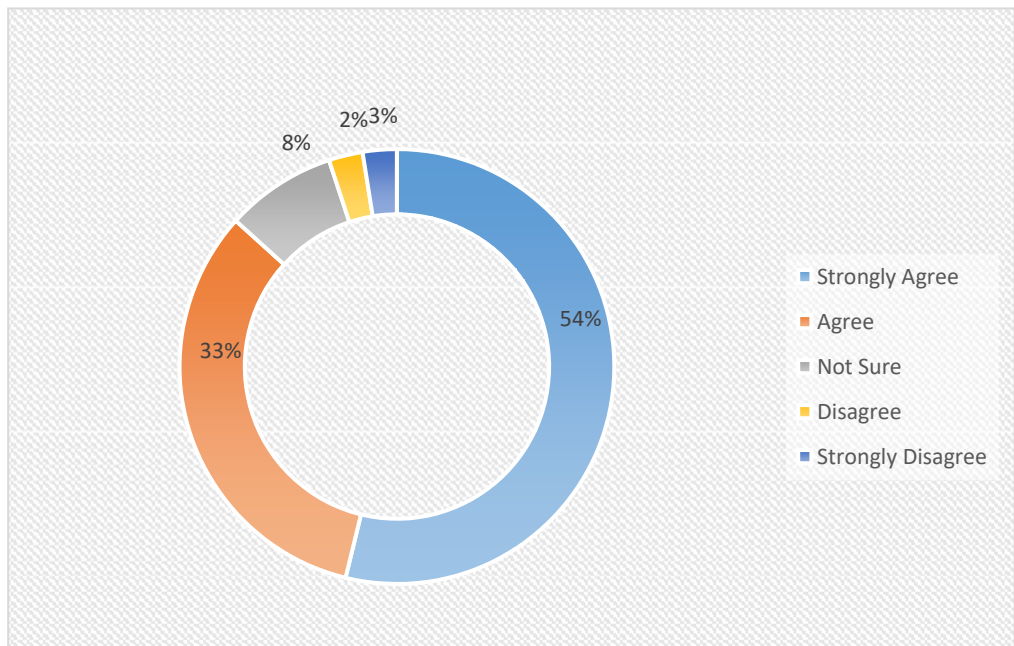
- Que.16-The institute/ teachers use student centric methods, such as experiential learning, participative learning and problem solving methodologies for enhancing learning experiences

Responses	Strongly Agree	Agree	Not Sure	Disagree	Strongly Disagree
Percentage	60.76	30.38	5.7	0.63	2.53




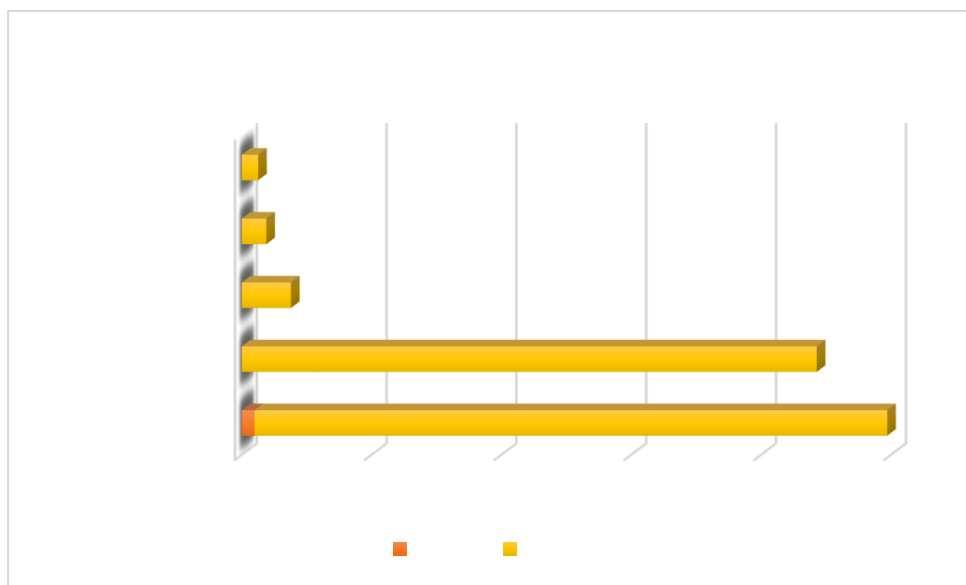
Que.17-Teachers encourage you to participate in extracurricular activities

Responses	Strongly Agree	Agree	Not Sure	Disagree	Strongly Disagree
Percentage	53.8	32.91	8.23	2.53	2.53



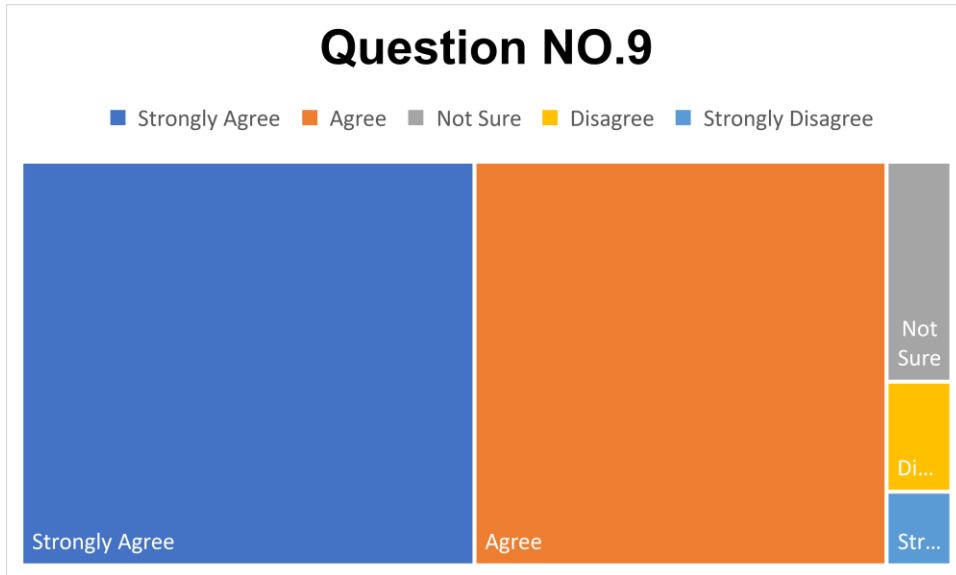
Que.18-Efforts are made by the institute/ teachers to inculcate soft skills, life skills and employability skills to make you ready for the world of work

Responses	Strongly Agree	Agree	Not Sure	Disagree	Strongly Disagree
Percentage	48.73	44.3	3.8	1.9	1.27



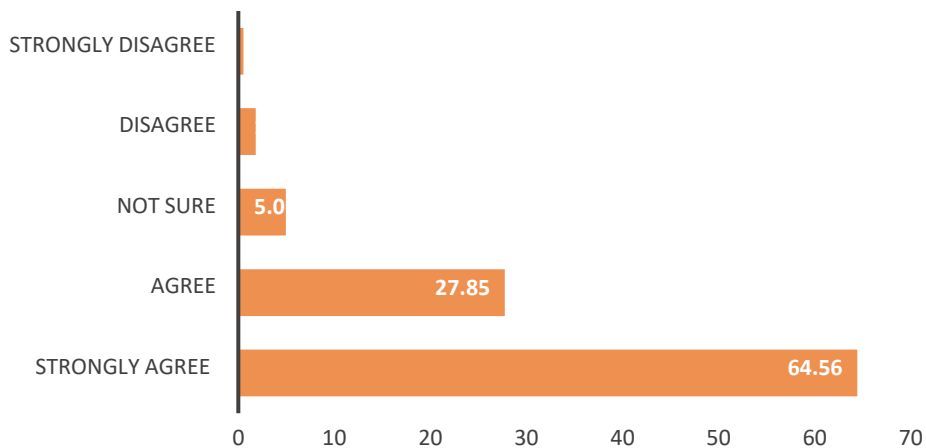
Que.19-What percentage of teachers use ICT tools such as LCD projector, Multimedia, etc. while teaching

Responses	Strongly Agree	Agree	Not Sure	Disagree	Strongly Disagree
Percentage	48.73	44.3	3.8	1.9	1.27



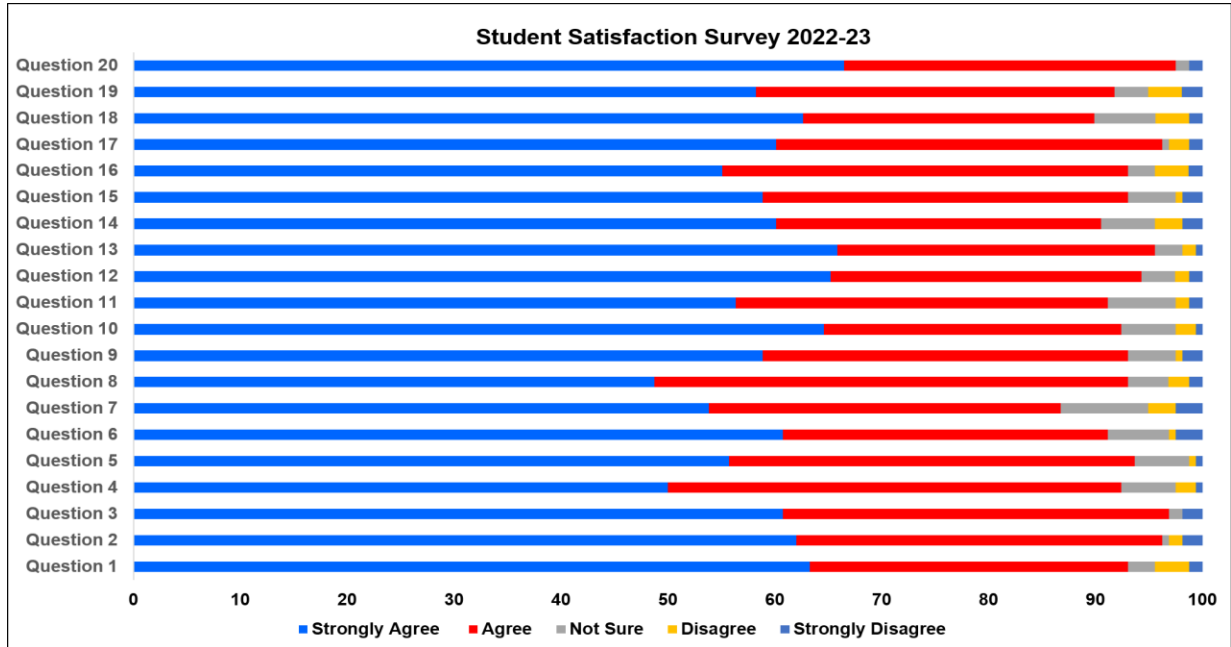
Que.20-The overall quality of teaching-learning process in your institute is very good

Responses	Strongly Agree	Agree	Not Sure	Disagree	Strongly Disagree
Percentage	64.56	27.85	5.06	1.9	0.63



❖ **Summery Of Student Satisfaction Survey-**

Combine Graphical representation-




❖ **Total Average Analysis-**

Responses	Strongly Agree	Agree	Not Sure	Disagree	Strongly Disagree
Average	93.8	53.25	6.05	2.6	2.3

❖ **Total Percentage Analysis-**

Responses	Strongly Agree	Agree	Not Sure	Disagree	Strongly Disagree
percentage	59.37%	33.70%	3.83%	1.65%	1.46%

[Signature]
Co-Ordinator
IQAC
Shri Anand College, Pathardi



[Signature]
Principal
Shri Anand College
Pathardi, Dist. A. Nagar