

॥ पढमं णाणं तओ दया ॥

Shri Tilok Jain Dnyan Prasarak Mandal's

SHRI ANAND COLLEGE


Pathardi, Tal. Pathardi, Dist. Ahmednagar - 414 102

Ph. (02428) 222736,

email : anand.shristjvp@gmail.com Web: <http://shrianandcollege.com>



Student Satisfaction Survey: 2022-23




❖ Survey of Student Satisfaction: -

- ❖ One of the requirements set by the National Assessment and Accreditation Council (NAAC) in Bangalore is the Student Satisfaction Survey (SSS).
- ❖ It is additionally a prerequisite for the institution's assessment and accreditation. Beginning in 2019, NAAC will be conducting a Student Satisfaction Survey, the results of which will be incorporated into the accrediting procedure.
- ❖ The institution's survey uses twenty competency-based questions related to Teaching, Learning, and Evaluation that were assigned by the NAAC. The 30.00 percent of students are randomly assigned these questions, and their answers are included in this survey.
- ❖ This survey is helpful in raising the standard of educational and infrastructure facilities.
- ❖ In December 2023, we used the College website technology to implement the SSS online.



Questionary for the Students Satisfaction survey.

1. How much of the syllabus was covered in the class?
2. How well did the teachers prepare for the classes?
3. How well were the teachers able to communicate?
4. The teachers approach to teaching can best be described as
5. Fairness of the internal evaluation process by the teachers
6. Was your performance in assignments discussed with you?
7. The institute takes active interest in promoting internship, student exchange, field visit opportunities for students
8. The teaching and mentoring process in your institution facilitates you in cognitive, social, and emotional growth
9. The institution provides multiple opportunities to learn and grow
10. Teachers inform you about your expected competencies, course outcomes and programme outcomes
11. Your mentor does a necessary follow-up with an assigned task to you
12. The teachers illustrate the concepts through examples and applications
13. The teachers identify your strengths and encourage you with providing right level of challenges
14. Teachers are able to identify your weaknesses and help you to overcome them
15. The institution makes effort to engage students in the monitoring, review, and continuous quality improvement of the teaching learning process
16. The institute/ teachers use student centric methods, such as experiential learning, participative learning, and problem-solving methodologies for enhancing learning experiences



17. Teachers encourage you to participate in extracurricular activities
18. Efforts are made by the institute/ teachers to inculcate soft skills, life skills and employability skills to make you ready for the world of work
19. What percentage of teachers use ICT tools such as LCD projector, Multimedia, etc. while teaching
20. The overall quality of teaching-learning process in your institute is very good

Total Number of responses collected = 158


Q.No	Strongly Agree	Agree	Not Sure	Disagree	Strongly Disagree
Que.1	100	47	4	5	2
Que. 2	98	54	1	2	3
Que.3	96	57	2	0	3
Que.4	79	67	8	3	1
Que.5	88	60	8	1	1
Que.6	96	48	9	1	4
Que.7	85	52	13	4	4
Que.8	77	70	6	3	2
Que.9	93	54	7	1	3
Que.10	102	44	8	3	1
Que.11	89	55	10	2	2
Que.12	103	46	5	2	2
Que.13	104	47	4	2	1
Que.14	95	48	8	4	3
Que.15	93	54	7	1	3
Que.16	87	60	4	5	2
Que.17	95	57	1	3	2
Que.18	99	43	9	5	2
Que.19	92	53	5	5	3
Que.20	105	49	2	0	2



Total Number of responses collected = 158

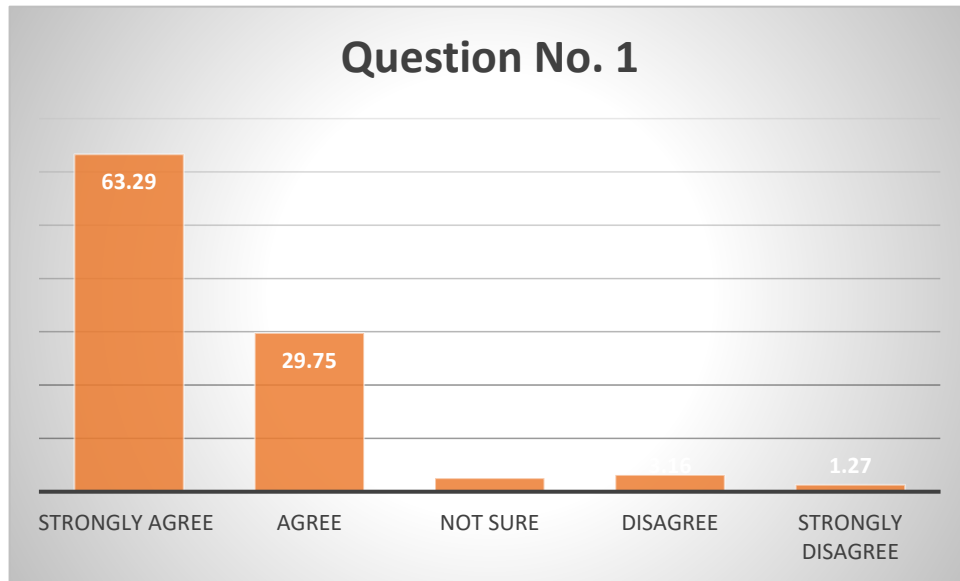
Responses in %

Q. No	Strongly Agree	Agree	Not Sure	Disagree	Strongly Disagree
Question 1	63.29	29.75	2.53	3.16	1.27
Question 2	62.03	34.18	0.63	1.27	1.9
Question 3	60.76	36.08	1.27	0	1.9
Question 4	50	42.41	5.06	1.9	0.63
Question 5	55.7	37.97	5.06	0.63	0.63
Question 6	60.76	30.38	5.7	0.63	2.53
Question 7	53.8	32.91	8.23	2.53	2.53
Question 8	48.73	44.3	3.8	1.9	1.27
Question 9	48.73	44.3	3.8	1.9	1.27
Question 10	64.56	27.85	5.06	1.9	0.63
Question 11	56.33	34.81	6.33	1.27	1.27
Question 12	65.19	29.11	3.16	1.27	1.27
Question 13	65.82	29.75	2.53	1.27	0.63
Question 14	60.13	30.38	5.06	2.53	1.9
Question 15	58.86	34.18	4.43	0.63	1.9
Question 16	55.06	37.97	2.53	3.16	1.27
Question 17	60.13	36.08	0.63	1.9	1.27
Question 18	62.66	27.22	5.7	3.16	1.27
Question 19	58.23	33.54	3.16	3.16	1.9
Question 20	66.46	31.01	1.27	0	1.27




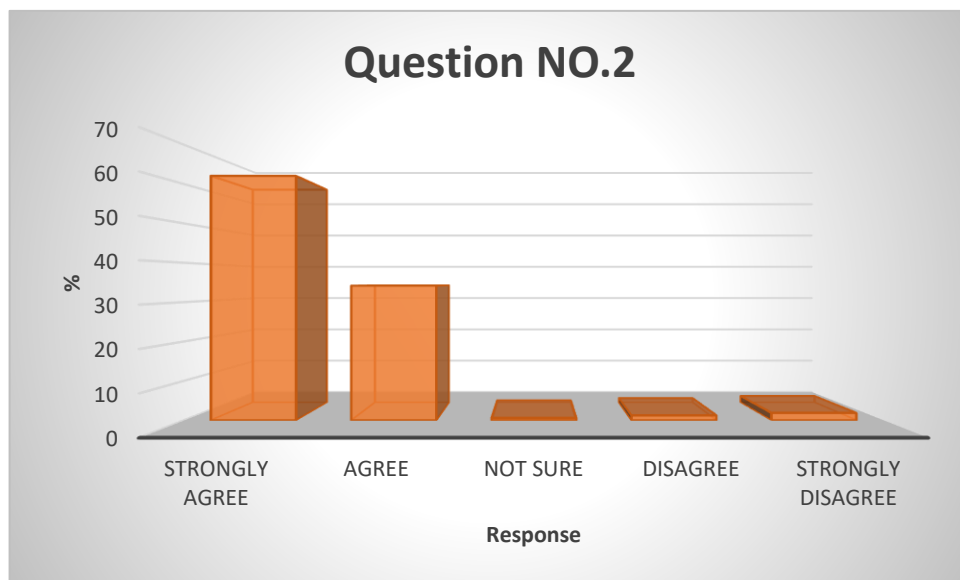
Que1.-How much of the syllabus was covered in the class?

Response	Strongly Agree	Agree	Not Sure	Disagree	Strongly Disagree
Percentage	63.29	29.75	2.53	3.16	1.27



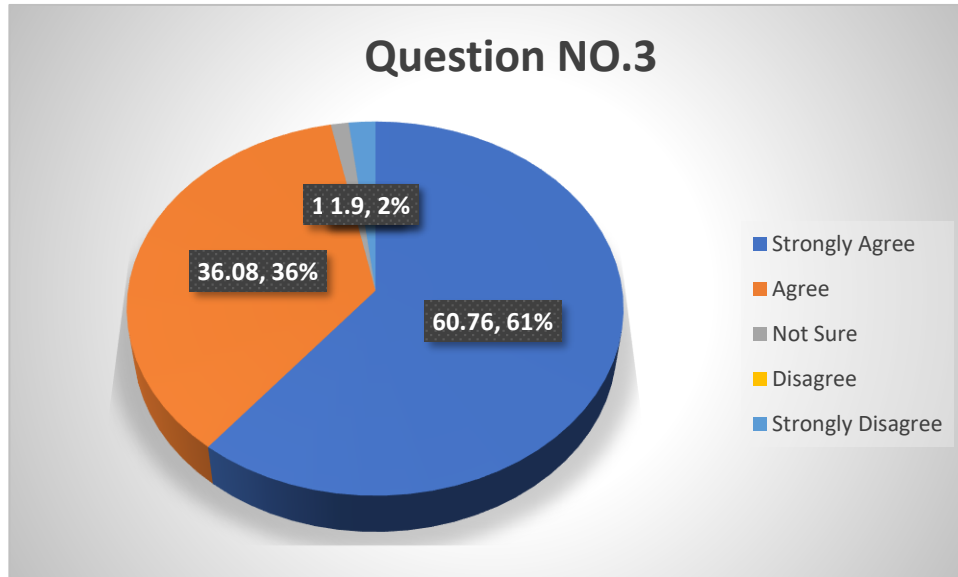
Que. 2-How well did the teachers prepare for the classes?

Response	Strongly Agree	Agree	Not Sure	Disagree	Strongly Disagree
Percentage	62.03	34.18	0.63	1.27	1.9



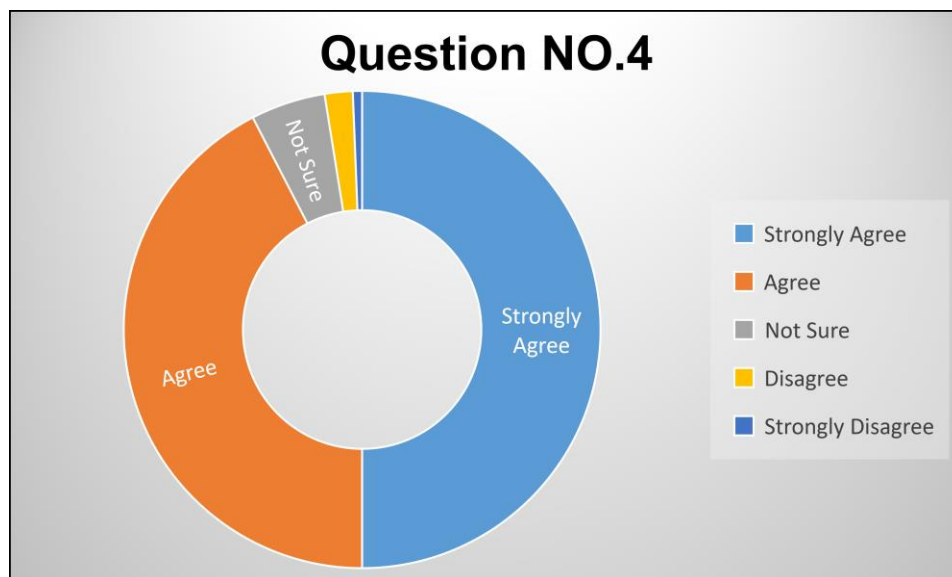
Que.3-How well were the teachers able to communicate?

Response	Strongly Agree	Agree	Not Sure	Disagree	Strongly Disagree
percentage	60.76	36.08	1.27	0	1.9



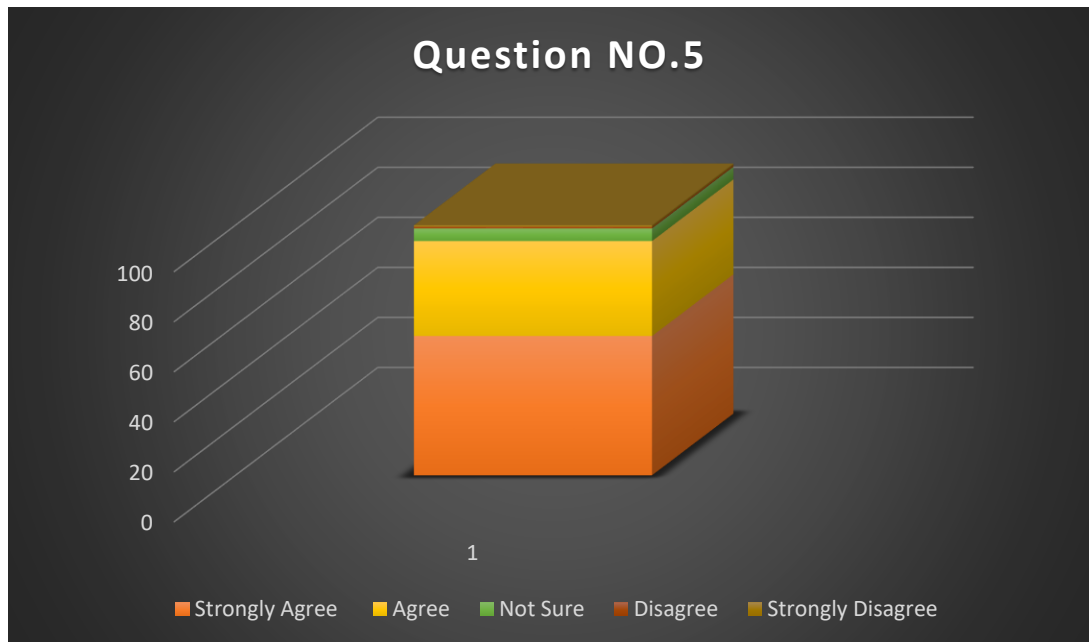
Que.4-The teachers approach to teaching can best be described as

Response	Strongly Agree	Agree	Not Sure	Disagree	Strongly Disagree
percentage	50	42.41	5.06	1.9	0.63



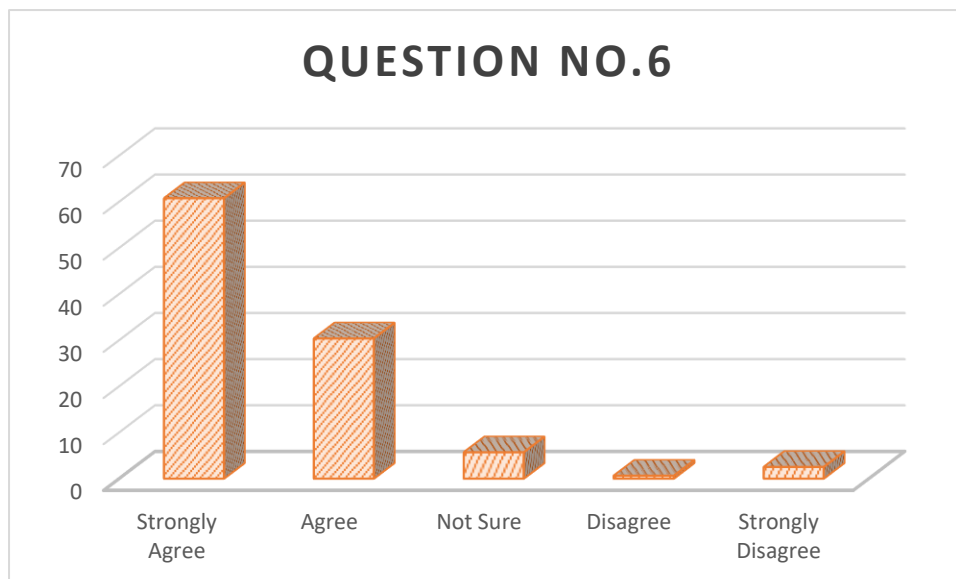
Que.5-Fairness of the internal evaluation process by the teachers

Responses	Strongly Agree	Agree	Not Sure	Disagree	Strongly Disagree
Percentage	55.7	37.97	5.06	0.63	0.63



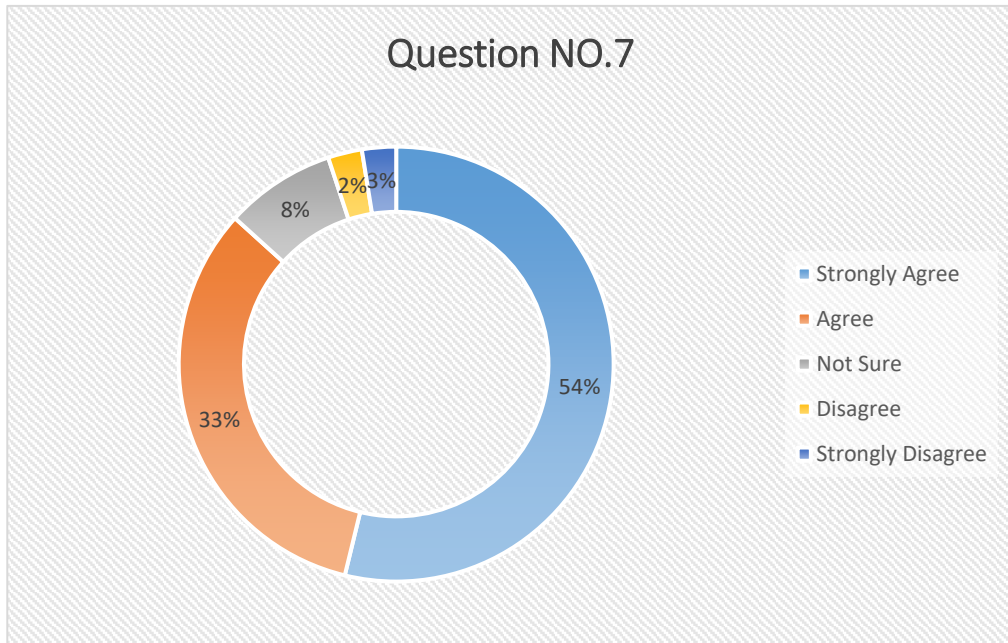
Que.6-Was your performance in assignments discussed with you?

Responses	Strongly Agree	Agree	Not Sure	Disagree	Strongly Disagree
Percentage	60.76	30.38	5.7	0.63	2.53



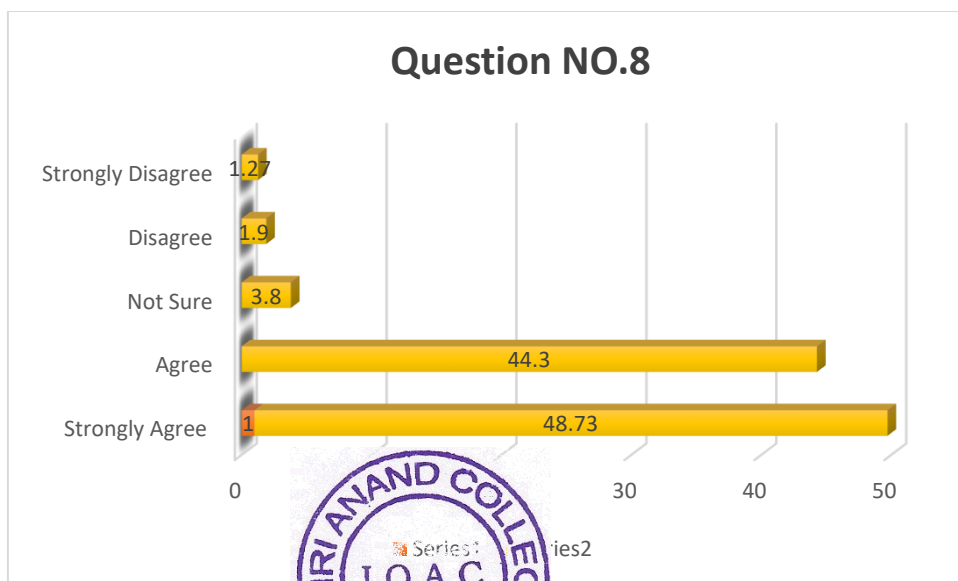
Que.7-The institute takes active interest in promoting internship, student exchange, field visit opportunities for students

Responses	Strongly Agree	Agree	Not Sure	Disagree	Strongly Disagree
Percentage	53.8	32.91	8.23	2.53	2.53



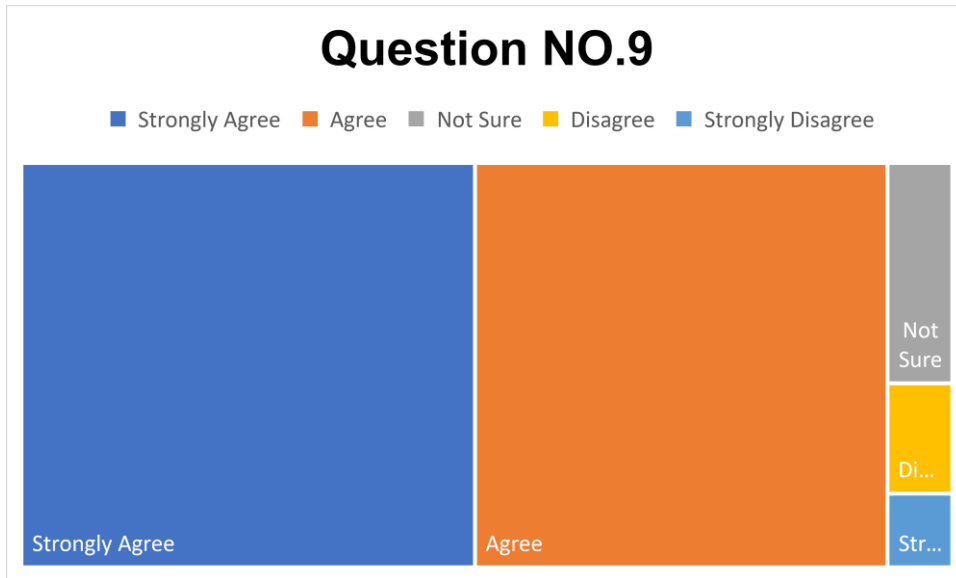
Que.8-The teaching and mentoring process in your institution facilitates you in cognitive, social and emotional growth

Responses	Strongly Agree	Agree	Not Sure	Disagree	Strongly Disagree
Percentage	48.73	44.3	3.8	1.9	1.27




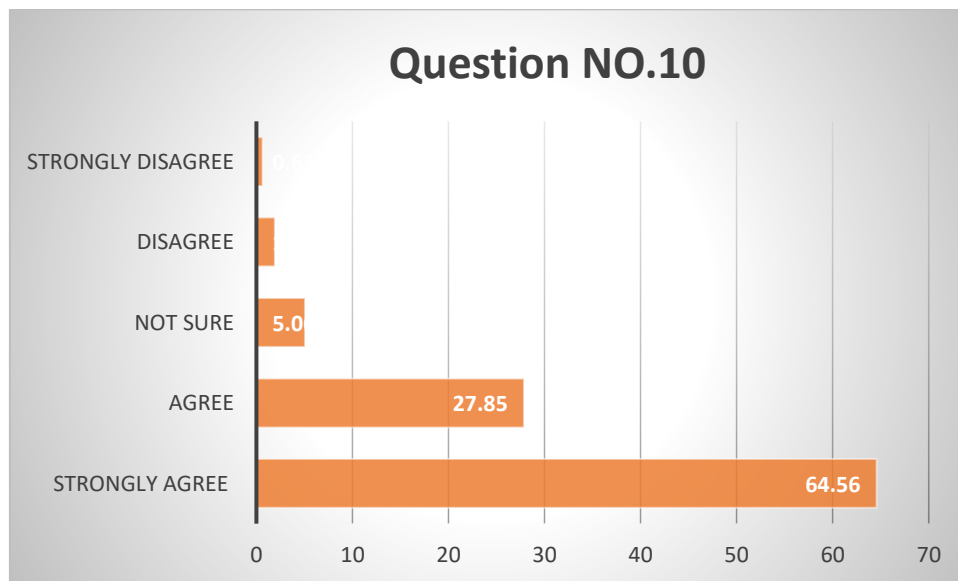
Que.9-The institution provides multiple opportunities to learn and grow

Responses	Strongly Agree	Agree	Not Sure	Disagree	Strongly Disagree
Percentage	48.73	44.3	3.8	1.9	1.27



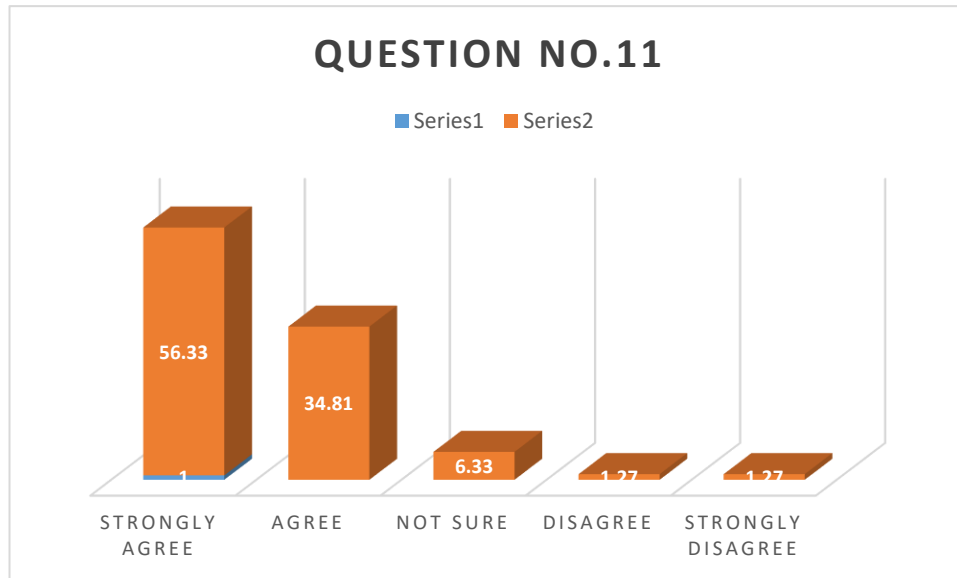
Que.10-Teachers inform you about your expected competencies, course outcomes and programme outcomes

Responses	Strongly Agree	Agree	Not Sure	Disagree	Strongly Disagree
Percentage	64.56	27.85	5.06	1.9	0.63




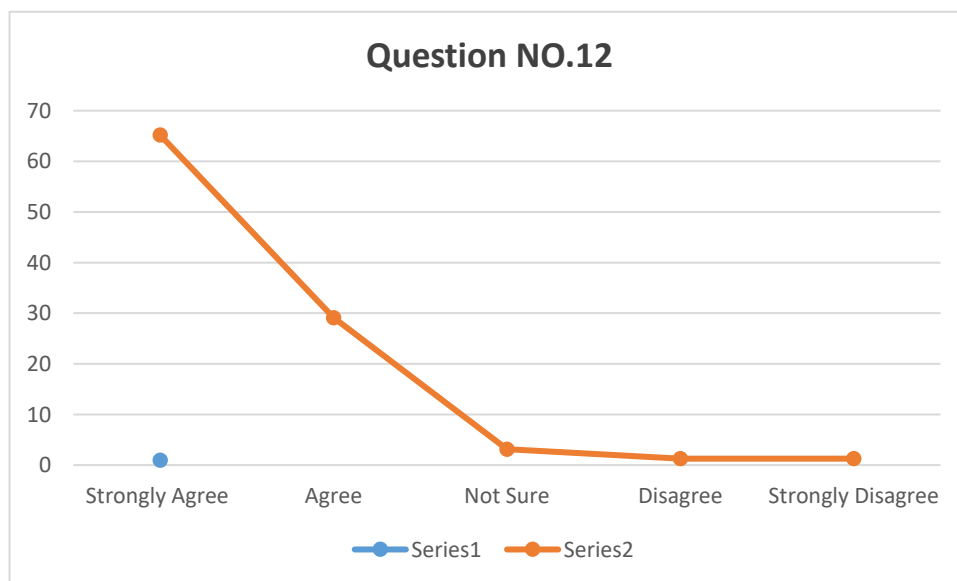
Que.11-Your mentor does a necessary follow-up with an assigned task to you

Responses	Strongly Agree	Agree	Not Sure	Disagree	Strongly Disagree
Percentage	56.33	34.81	6.33	1.27	1.27



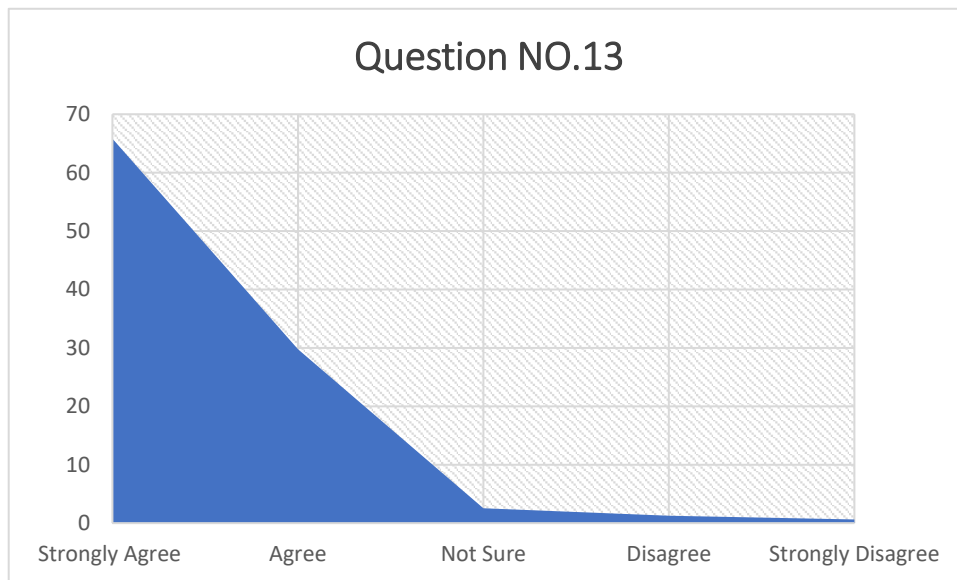
Que.12- The teachers illustrate the concepts through examples and applications

Responses	Strongly Agree	Agree	Not Sure	Disagree	Strongly Disagree
Percentage	65.19	29.11	3.16	1.27	1.27




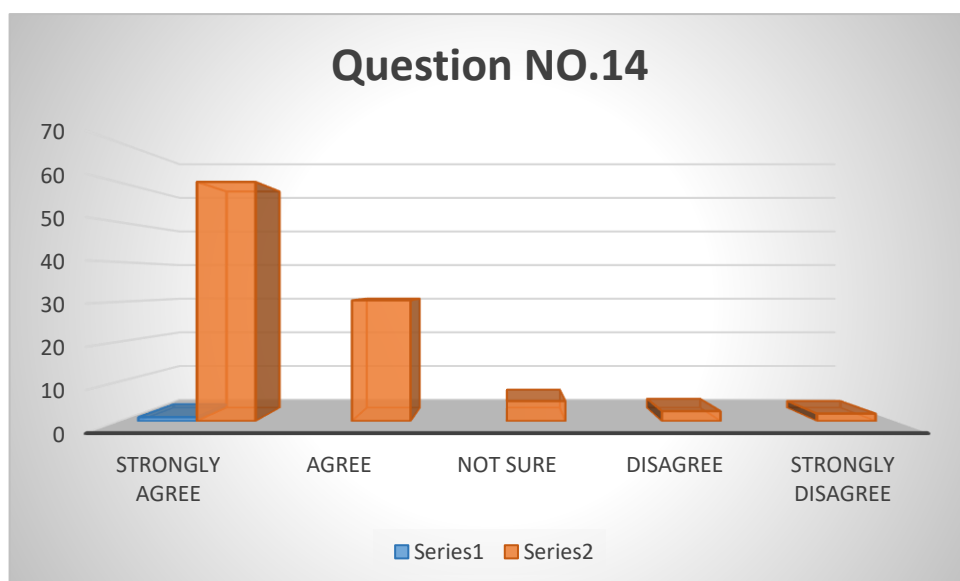
Que.13-The teachers identify your strengths and encourage you with providing right level of challenges

Responses	Strongly Agree	Agree	Not Sure	Disagree	Strongly Disagree
Percentage	65.82	29.75	2.53	1.27	0.63



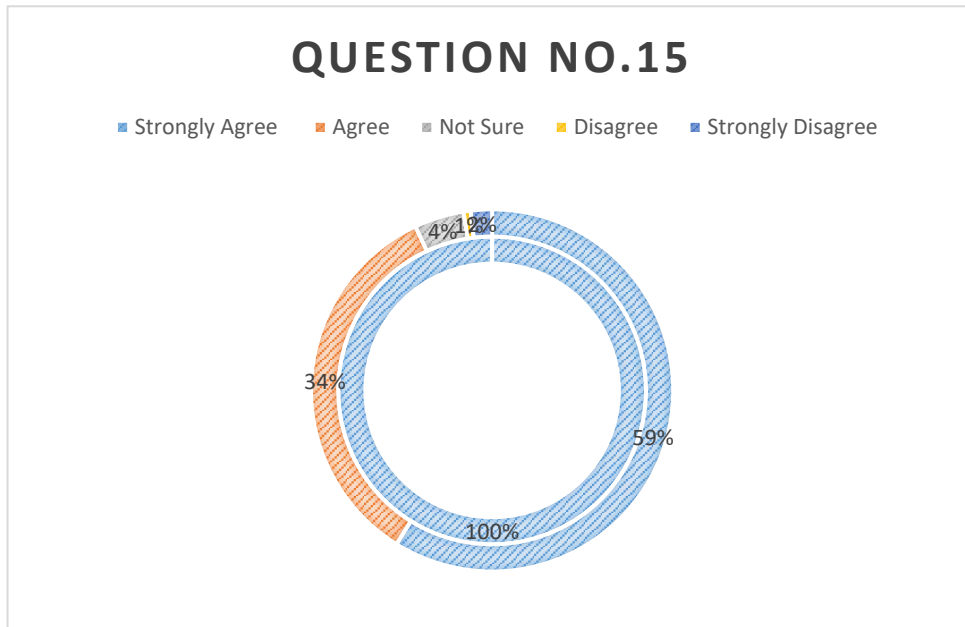
nQue.14 -Teachers are able to identify your weaknesses and help you to overcome them

	Strongly Agree	Agree	Not Sure	Disagree	Strongly Disagree
Percentage	60.13	30.38	5.06	2.53	1.9




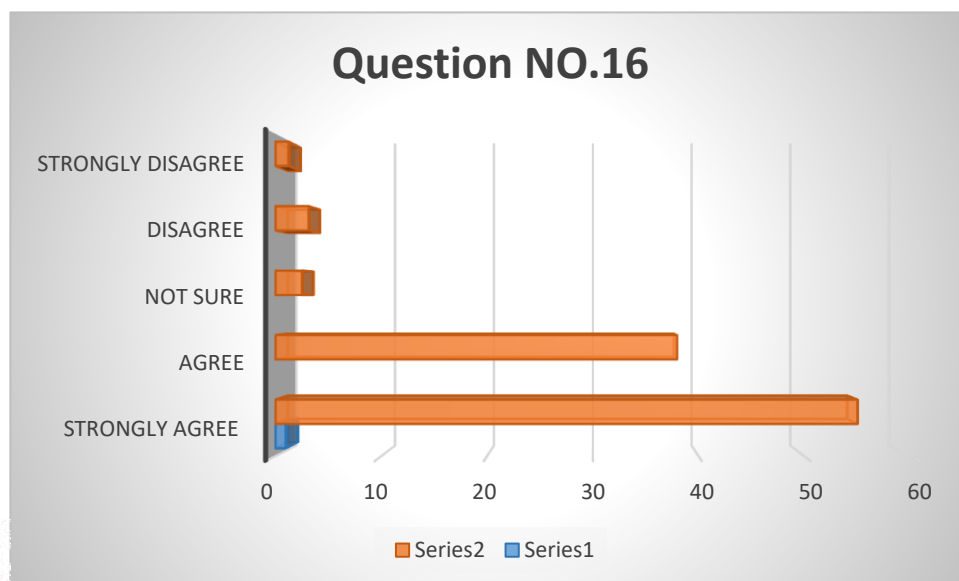
Que.15-The institution makes effort to engage students in the monitoring, review and continuous quality improvement of the teaching learning process

	Strongly Agree	Agree	Not Sure	Disagree	Strongly Disagree
Percentage	58.86	34.18	4.43	0.63	1.9



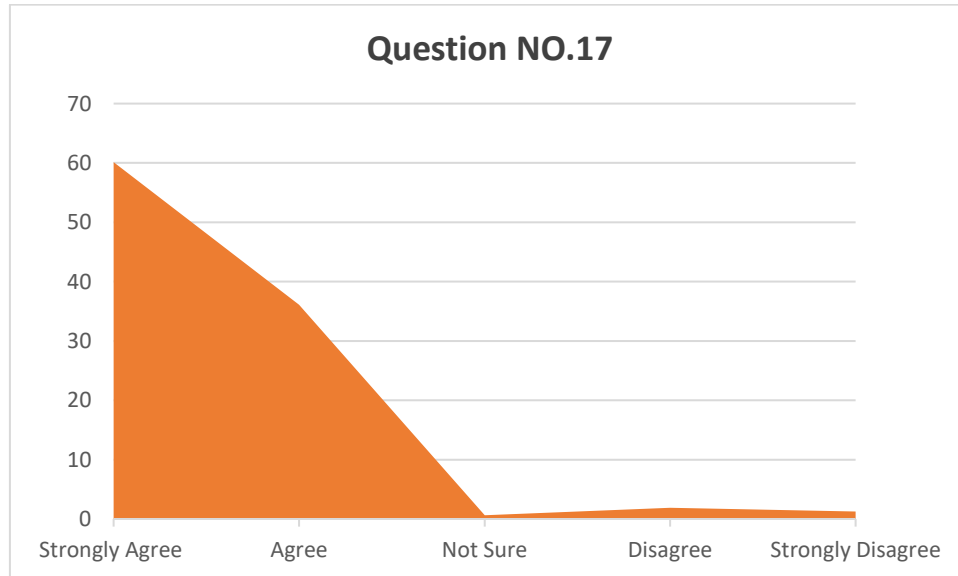
Que.16-The institute/ teachers use student centric methods, such as experiential learning, participative learning and problem solving methodologies for enhancing learning experiences

	Strongly Agree	Agree	Not Sure	Disagree	Strongly Disagree
Percentage	55.06	37.97	2.53	3.16	1.27




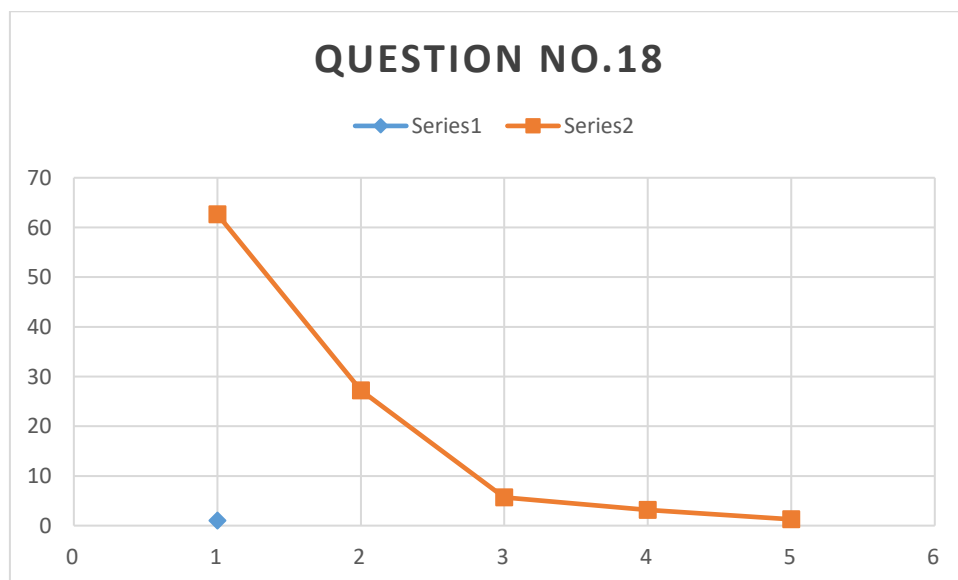
Que.17-Teachers encourage you to participate in extracurricular activities

Responses	Strongly Agree	Agree	Not Sure	Disagree	Strongly Disagree
Percentage	60.13	36.08	0.63	1.9	1.27



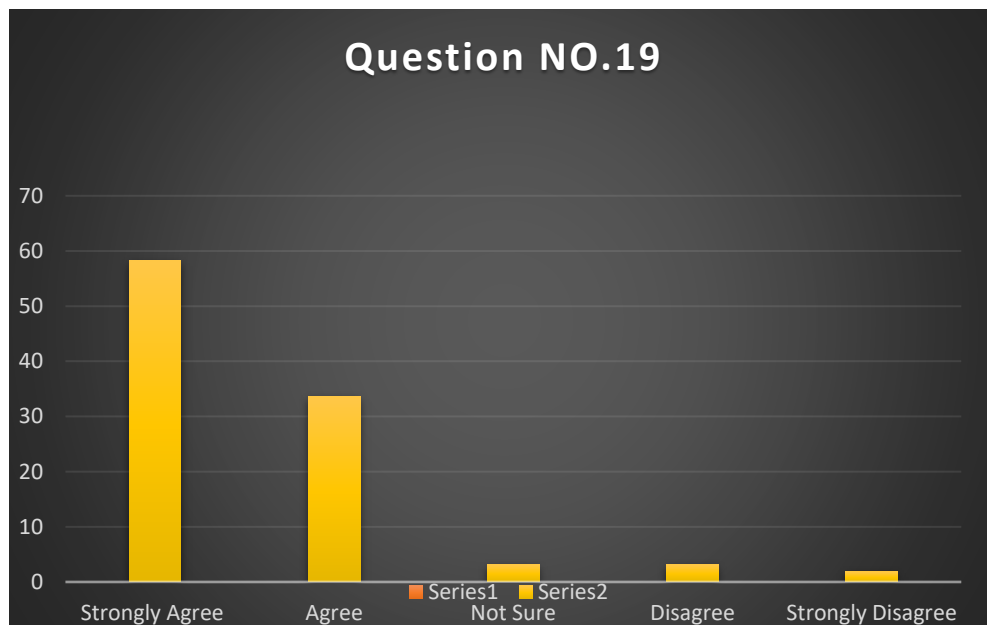
Que.18-Efforts are made by the institute/ teachers to inculcate soft skills, life skills and employability skills to make you ready for the world of work

Responses	Strongly Agree	Agree	Not Sure	Disagree	Strongly Disagree
Percentage	62.66	27.22	5.7	3.16	1.27




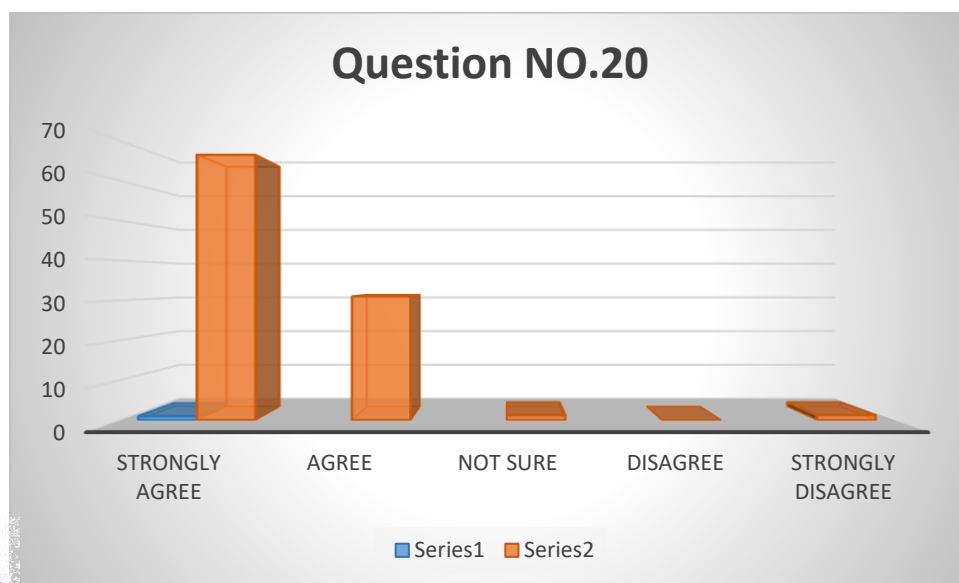
Que.19-What percentage of teachers use ICT tools such as LCD projector, Multimedia, etc. while teaching

Responses	Strongly Agree	Agree	Not Sure	Disagree	Strongly Disagree
Percentage	58.23	33.54	3.16	3.16	1.9

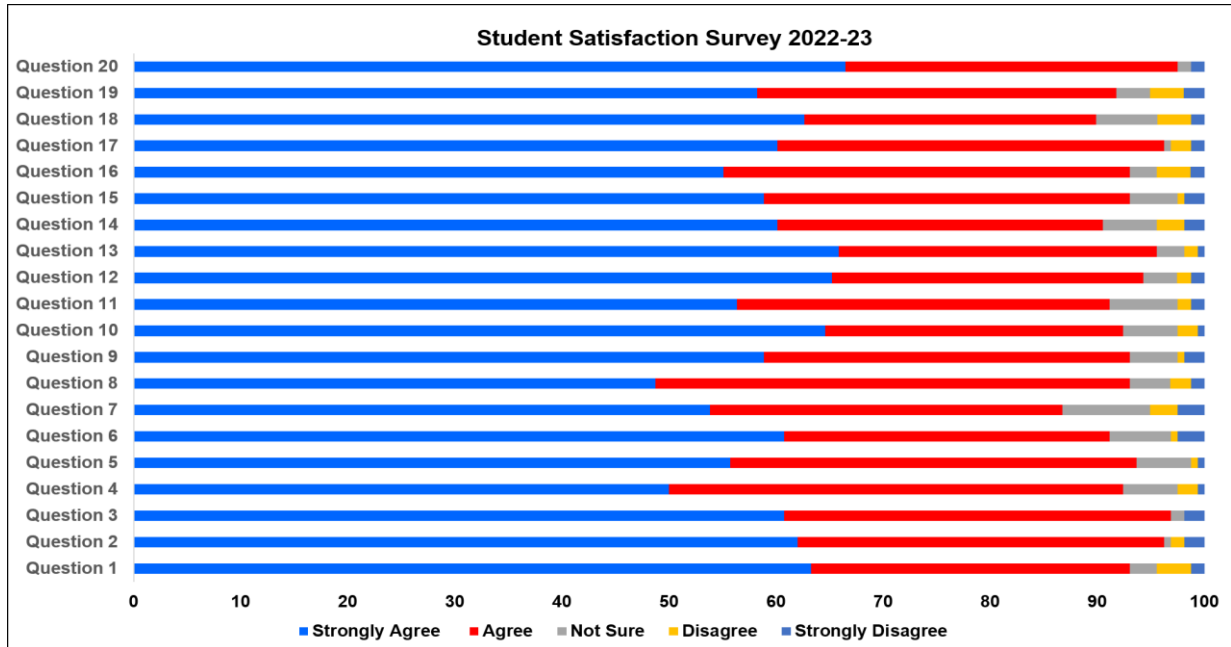


Que.20-The overall quality of teaching-learning process in your institute is very good

Responses	Strongly Agree	Agree	Not Sure	Disagree	Strongly Disagree
Percentage	66.46	31.01	1.27	0	1.27



❖ Summery Of Student Satisfaction Survey-
Combine Graphical representation-



❖ Total Average Analysis-

Responses	Strongly Agree	Agree	Not Sure	Disagree	Strongly Disagree
Average	93.8	53.25	6.05	2.6	2.3

❖ Total Percentage Analysis-

Responses	Strongly Agree	Agree	Not Sure	Disagree	Strongly Disagree
percentage	59.37%	33.70%	3.83%	1.65%	1.46%

[Signature]
Co-Ordinator
IQAC
Shri Anand College, Pathardi



[Signature]
Principal
Shri Anand College
Pathardi, Dist.A. Nagar